

Intrinsically safe solenoid valves ("E" option)

Hazardous location class:

Class I; Groups A, B, C & D

Class II; Groups E, F, & G

Class III; Div. I

For use in low voltage (24VDC) Intrinsically Safe applications. NO OTHER VOLTAGE IS APPROVED.

Comes standard with non-lighted solenoid connector.

Coil width: 30mm

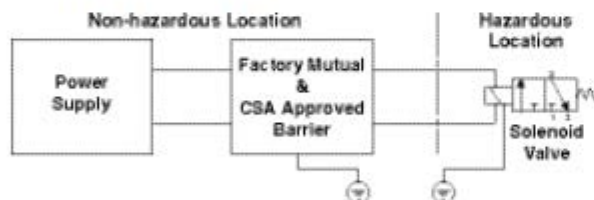
Must be connected to an FM approved Barrier.

For dimensions, reference standard solenoid models.

Maximum internally piloted valve pressure is 115 PSIG.

Pressures to 145 PSIG can be used when external pilot is utilized and pilot pressure is limited to 115 PSIG.

The intrinsically safe coil width (30mm) is wider than the body width of valve type A & B valves. If mounted on a manifold, the valves need to be staggered to fit and must be single solenoid valves only.



Intrinsically safe solenoid pilot assembly kits

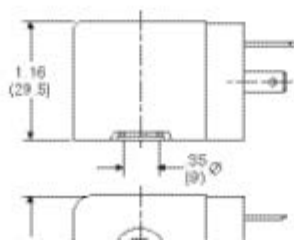
Description

Part number

24VDC

P2FS13N1AE49

Kit includes: coil, armature, connector, o-ring & screws



Hazardous duty solenoid valves ("F" option)

Hazardous location class:

Class I; Zone I EX, M, II & T4

Class I; Div. I, Groups A, B, C, & D

Class II & III; Div. I, Groups E, F, & G

Comes standard with 1/2" conduit connection.

Coil width: 36mm

Voltage range = $\pm 10\%$

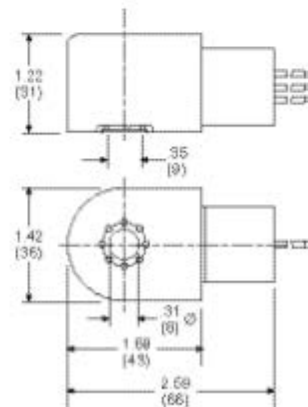
Ambient temperature range = -20°C (-4°F) to 60°C (140°F)

Duty factor = 100%

IP65 Rated (with connected conduit connector)

Notes:

1. Maximum non-hazardous location voltage not to exceed 250V RMS.
2. Factory Mutual requires connections per ISA RP 12.6 instructions.
3. CSA requires "Installation to be in accordance with the Canadian Electrical Code. Part I."
4. The hazardous duty coil width (36mm) is wider than the body width of valve type A, B, C & D valves. Valves can not be mounted to IEM manifolds without installing a blanking plate between valves.



Option F
Hazardous Duty FM / CSA